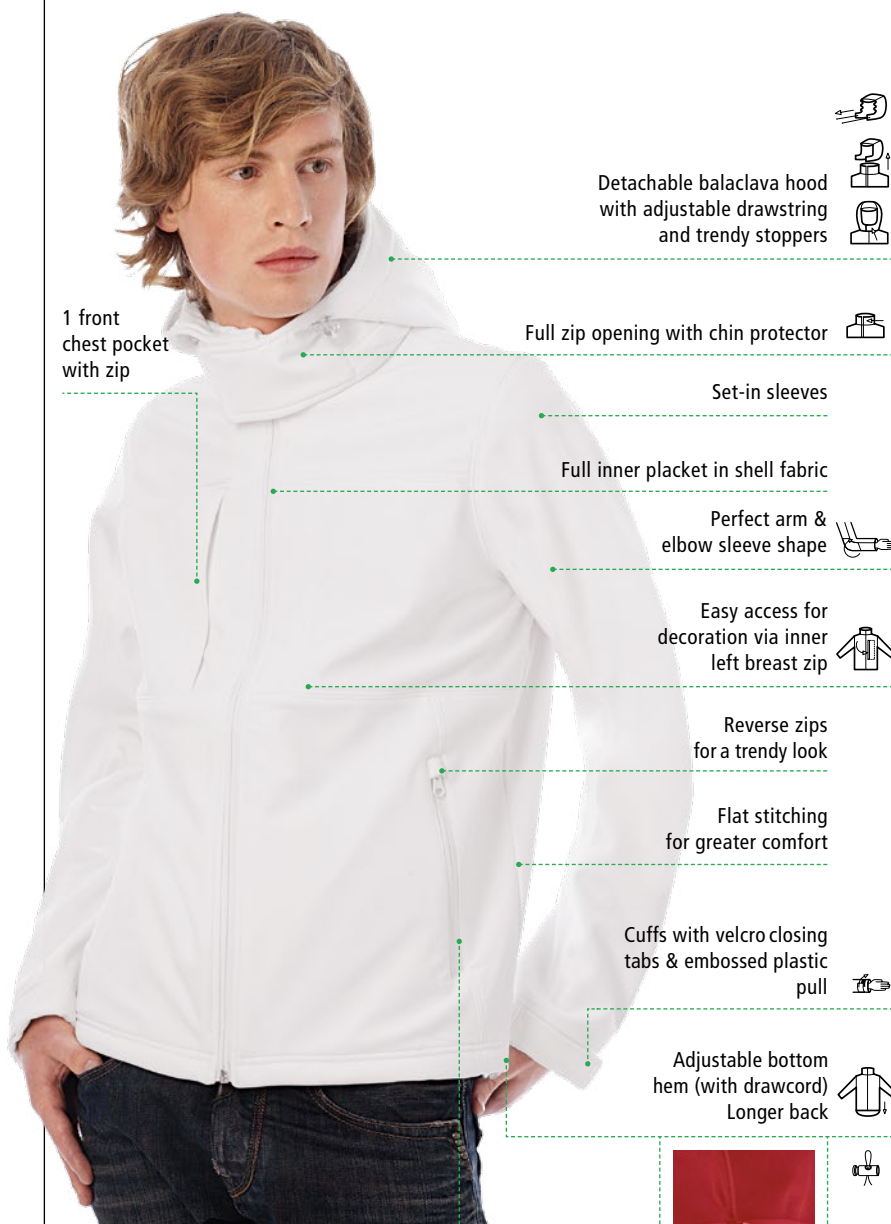


B&C HOODED SOFTSHELL /MEN - JM 950

SOFTSHELL JACKET



1 front chest pocket with zip

Full zip opening with chin protector

Set-in sleeves

Full inner placket in shell fabric

Perfect arm & elbow sleeve shape

Easy access for decoration via inner left breast zip


Reverse zips for a trendy look

Flat stitching for greater comfort

Cuffs with velcro closing tabs & embossed plastic pull

Adjustable bottom hem (with drawcord) Longer back

2 front side pockets with zips

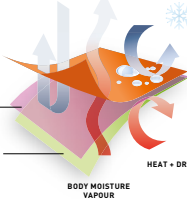


WIND • COLD WATER • SNOW

OUTER LAYER
ALL WEATHER CONDITIONS
BLOCKING SHELL FABRIC

MID LAYER
FULL BONDED
BREATHABLE MEMBRANE

INNER LAYER
BREATHABLE AND ABSORBING
MICRO-FLEECE, FOR MAXIMUM
BODY HEAT RETENTION
AND DRYNESS



HEAT • DRY
BODY MOISTURE
VAPOUR

High performance Softshell jacket

3-LAYER SOFTSHELL JACKET 340G/M²

Outer layer: 94% polyester - 6% elastane
Woven Softshell

Mid layer: bonded breathable membrane,
windproof, waterproof


Inner layer: 100% polyester anti-pilling
micro-fleece and 100% polyester
mesh lining on front panels

Waterproof: 5000 mm

Breathable: 1000 MVP

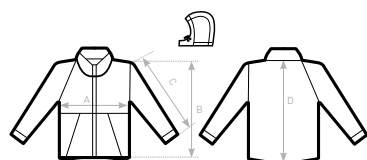
S - M - L - XL - XXL - XXXL

1 pc/pack & 10 pcs/carton



DUO
CONCEPT

with B&C Hooded
Softshell /women



SIZES [CM]

B&C HOODED SOFTSHELL /M. JM 950

	XS	S	M	L	XL	XXL	XXXL
A HALF CHEST	-	52	55	58	61	64	67
B BODY LENGTH FROM NECK POINT	-	66,5	69,5	72,5	75,5	78,5	80,5
C SLEEVE LENGTH	-	65	66	67	68	69	70
D CENTER BACK LENGTH	-	69	72	75	78	81	83